


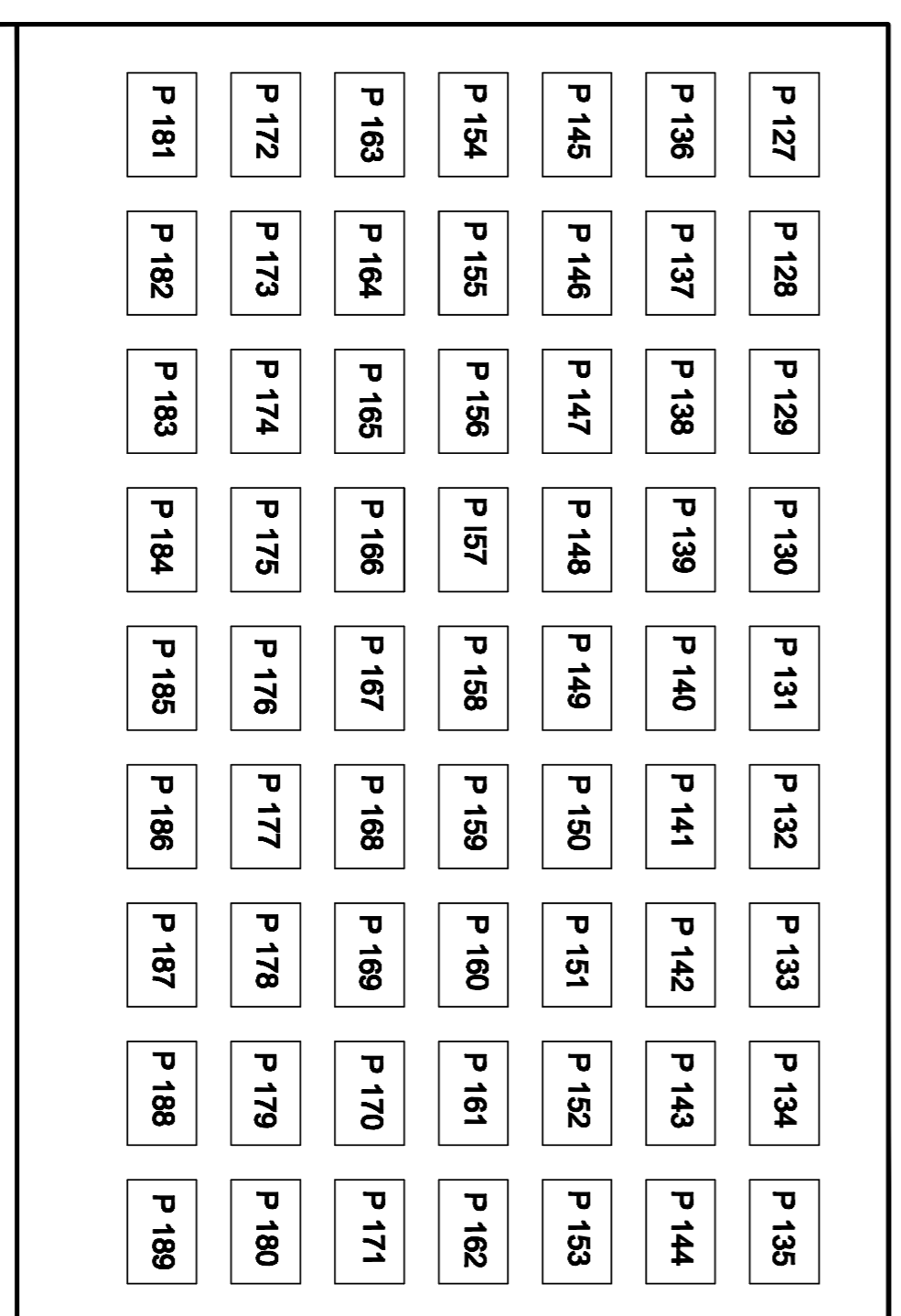


Centre line of panel in wall and  
and centre line of plaque



NORTH WING OF WALL



EAST WING OF WALL

rev.	date	description

**burnsguthrie**  
SHED PARTNERS

11a colverley park  
tunbridge wells  
kent  
tn1 2sl

tel: 01892 526377  
fax: 01892 511979  
e-mail: enquir@burns-guthrie.co.uk

job title: ROTHERFIELD PARISH CEMETERY  
REMEMBRANCE WALL &  
ASHES INTERMENT AREA

drawing title: LAYOUT OF PLAQUES ON  
REMEMBRANCE WALL

scale: 1 to 10

drawn by: R

date: 31st May 2011

drawing number: 2836 / 5